



Updated 4/23/08

NOTE: This list of qualifying commercial ice machines and rebate values is valid as of 1/1/08.

 Company Name (Website)	Machine Type	Model Number	Condenser	Ice Harvest Rate (lbs/day)	Potable Water Use Rate (gal/100lbs)	Energy Use Rate (kWh/100lb)	Rebate (per unit)
<b>Cornelius</b> (www.cornelius.com)	IMH-A	XAC322	----	269	16.7	7.00	\$50
	IMH-A	XAC330	----	269	16.7	7.00	\$50
	IMH-A	CCM0430AF1	----	368	24.4	6.10	\$75
	IMH-A	CCM0430AH1	----	368	24.4	6.10	\$75
	IMH-A	CCM1448AF3	----	1131	19.6	5.00	\$200
	IMH-A	CCM1448AH3	----	1131	19.6	5.00	\$200
	RCU-A	CCM1530RF2	VRC2661	1216	19.5	4.60	\$200
	RCU-A	CCM1530RH2	VRC2661	1216	19.5	4.60	\$200
	SC-A	CCU0150AF1	----	112	34	11.80	\$50
	SC-A	CCU0150AH1	----	112	34	11.80	\$50
	SC-A	CCU0220AF1	----	175	30.3	8.80	\$50
	SC-A	CCU0220AH1	----	175	30.3	8.80	\$50
	SC-A	CCU0300AF1	----	228	32.9	8.60	\$50
SC-A	CCU0300AH1	----	228	32.9	8.60	\$50	
<b>Follett</b> (www.follettice.com)	IMH-A	HCC1400A	----	1060	13.2	5.10	\$200
	IMH-A	HMC1400A	----	1060	13.2	5.10	\$200
	RCU-A	HCD1400N	178640	1120	13.2	4.80	\$200
	RCU-A	HCD1400R	178640	1120	13.2	4.80	\$200
	RCU-A	HMD1400N	178640	1120	13.2	4.80	\$200
	RCU-A	HMD1400R	178640	1120	13.2	4.80	\$200
<b>Hoshizaki</b> (www.hoshizakiamerica.com)	IMH-A	DCM-270BAH	----	215	12	7.60	\$50
	IMH-A	DCM-270BAH-OS	----	220	12	7.30	\$50
	IMH-A	KM-320MAH	----	278	18.4	6.90	\$50
	IMH-A	F-500BAF-C	----	333	12	6.50	\$75
	IMH-A	F-450MAH	----	355	12	6.20	\$75
	IMH-A	KM-1300SAH3	----	1132	23.6	4.90	\$200
	IMH-A	KM-1800SAH3	----	1532	21.1	4.60	\$250
	RCU-A	KML-631MRH	URC-9F	589	24	5.30	\$125
	RCU-A	F-1001MRH-C	URC-6F	695	12	5.50	\$125
	RCU-A	KMS-750MLH	SRK-7H	700	15.6	5.60	\$125
	RCU-A	KMD-901MRH	URC-9F	775	20	5.30	\$125
	RCU-A	KM-1340MRH	URC-14F	1251	18.3	4.50	\$200
	RCU-A	KM-1300SRH3	URC-12F	1266	19.8	4.40	\$200
	RCU-A	KM-1601MRH3	URC-21F	1392	19.2	4.60	\$200
	RCU-A	KM-1601MRH	URC-21F	1422	18.5	4.50	\$200
	RCU-A	F-2000MRH-C	URC-20F	1490	12	4.60	\$200
	RCU-A	KM-1601SRH	URC-21F	1505	24.9	4.30	\$250
	RCU-A	F-2000MRH3-C	URC-20F	1525	12	4.60	\$250
RCU-A	KM-2000SRH3	URC-20F	1748	20	4.40	\$250	
<b>ICE-O-Matic</b> (www.iceomatic.com)	IMH-A	ICE1406FA3	----	1136	19.94	5.06	\$200
	IMH-A	ICE1406HA3	----	1136	19.94	5.06	\$200
	RCU-A	ICE806FR4	VRC2061	790	22.11	5.02	\$125
	RCU-A	ICE806HR4	VRC2061	790	22.11	5.02	\$125
	RCU-A	ICE1007FR4	VRC2061	810	20.2	5.14	\$125
RCU-A	ICE1007HR4	VRC2061	810	20.2	5.14	\$125	


Updated 4/23/08

NOTE: This list of qualifying commercial ice machines and rebate values is valid as of 1/1/08.

 Company Name (Website)	Machine Type	Model Number	Condenser	Ice Harvest Rate (lbs/day)	Potable Water Use Rate (gal/100lbs)	Energy Use Rate (kWh/100lb)	Rebate (per unit)
<b>ICE-O-Matic</b> (www.iceomatic.com)	SC-A	ICEU150FA	----	112	34	11.80	\$50
	SC-A	ICEU150HA	----	112	34	11.80	\$50
	SC-A	ICEU220FA	----	175	30.3	8.80	\$50
	SC-A	ICEU220HA	----	175	30.36	8.80	\$50
	SC-A	ICEU300FA	----	228	32.9	8.60	\$50
	SC-A	ICEU300HA	----	228	32.9	8.60	\$50
<b>Manitowoc</b> (www.manitowocfsg.com)	IMH-A	SD-0322A	----	250	18	6.90	\$50
	IMH-A	SY-0324A	----	250	18	6.90	\$50
	IMH-A	SY-0424A	----	355	18	6.50	\$75
	IMH-A	SY-0454A	----	365	18	6.30	\$75
	IMH-A	SD-0602A	----	540	20	5.60	\$125
	IMH-A	SY-0604A	----	540	20	5.60	\$125
	IMH-A	SN-650N	----	581	12	5.50	\$125
	IMH-A	SY-0854A	----	725	18	5.30	\$125
	RCU-A	SD-0692N	JC-0895	570	20	5.90	\$125
	RCU-A	SY-0694N	JC-0895	570	20	5.90	\$125
	RCU-A	SD-0892N3	JC-0895	645	18	5.70	\$125
	RCU-A	IB-0824YC	CVD-0885	690	18	5.60	\$125
	RCU-A	IB-0824YC	CVD-0883	690	18	5.60	\$125
	RCU-A	SY-0874C	CVD-0885	705	18	5.50	\$125
	RCU-A	SY-0874C	CVD-08853	705	18	5.50	\$125
	RCU-A	SY-0894N	JC-0895	750	18	5.30	\$125
	RCU-A	SY-0894N3	JC-0895	750	18	5.20	\$125
	RCU-A	SD-1072C	CVD-1085	800	19	5.10	\$125
	RCU-A	SD-1072C	CVD-10853	800	19	5.10	\$125
	RCU-A	SY-1074C	CVD-1085	850	18	5.00	\$125
	RCU-A	SY-1074C	CVD-10853	850	18	5.00	\$125
	SC-A	QD-0212A	----	155	33.5	9.90	\$50
	SC-A	QY-0214A	----	155	33.5	9.90	\$50
	SC-A	QD-0272A	----	215	32.4	9.00	\$50
SC-A	QY-0274A	----	215	32.4	9.00	\$50	
<b>Scotsman</b> (www.scotsman-ice.com)	RCU-A	C0530MR-1#	ERC111-1#	460	18.2	6.30	\$75
	RCU-A	C0530SR-1#	ERC111-1#	460	18.2	6.30	\$75
	RCU-A	C0630MR-32#	ERC311-32#	616	18.7	5.80	\$125
	RCU-A	C0630SR-32#	ERC311-32#	616	18.7	5.80	\$125
	RCU-A	FME 804RS	ERC101-1A	625	12	5.70	\$125
	RCU-A	EH222ML-1	C0800CP-32#, 3# ERC680-32#	700	18	5.50	\$125
	RCU-A	EH222SL-1	C0800CP-32#, 3# ERC680-32#	700	18	5.50	\$125
	RCU-A	C1030MR-3#,	ERC311-32#	851	18.2	5.00	\$125
	RCU-A	C1030MR-32#,	ERC311-32#	851	18.2	5.00	\$125
	RCU-A	C1030SR-3#,	ERC311-32#	851	18.2	5.00	\$125
	RCU-A	C1030SR-32#,	ERC311-32#	851	18.2	5.00	\$125

**Updated 4/23/08**

**NOTE: This list of qualifying commercial ice machines and rebate values is valid as of 1/1/08.**

 <b>Company Name</b> (Website)	<b>Machine Type</b>	<b>Model Number</b>	<b>Condenser</b>	<b>Ice Harvest Rate</b> (lbs/day)	<b>Potable Water Use Rate</b> (gal/100lbs)	<b>Energy Use Rate</b> (kWh/100lb)	<b>Rebate</b> (per unit)
<b>Scotsman</b> (www.scotsman-ice.com)	RCU-A	EH430ML-1#	C1410CP-32#,3# ERC1086-32#	1200	18.5	4.70	\$200
	RCU-A	EH430SL-1#	C1410CP-32#,3# ERC1086-32#	1200	18.5	4.70	\$200
	RCU-A	EH430ML-1#	C1800CP-32#,3# ERC2086-32#	1567	17.6	4.60	\$250
	RCU-A	EH430SL-1#	C1800CP-32#,3# ERC2086-32#	1567	17.6	4.60	\$250